


### RM0503ZZ-XXXXWN-90 Features:

- Single-Sided Terminal w/ Backplane Configuration
- Solder, Epoxy or Wirebondable Terminals
- Customer Defined Testing Available
- RoHS Compliant or SnPb Available
- Tape and Reel or Waffle Pack Available (Standard is bulk)

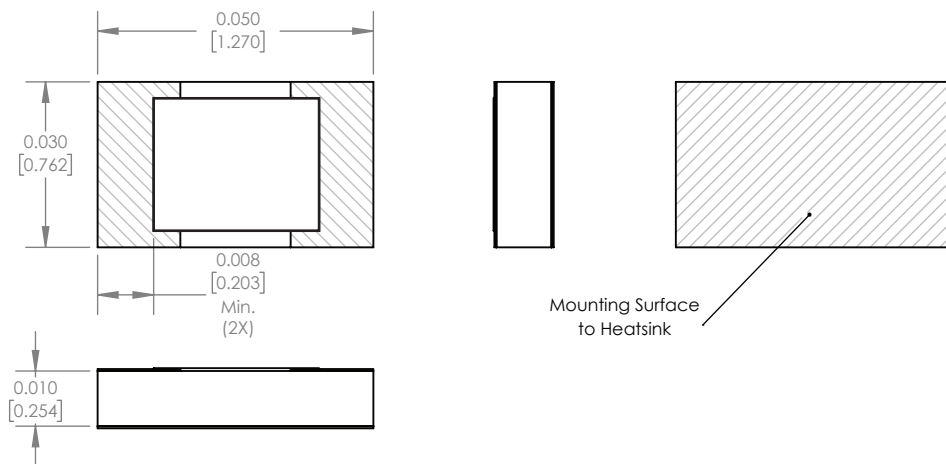


### RM0503ZZ-XXXXWN-90 Parameters:

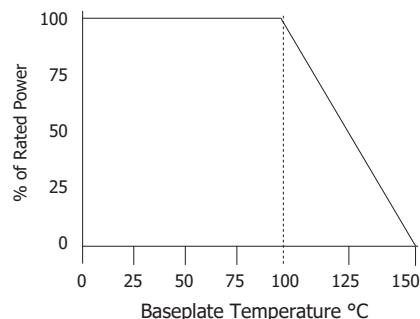
Resistance Range: 0.5Ω - 1MΩ  
 Rated Power: 0.3W\*  
 Construction: Thick Film on Al<sub>2</sub>O<sub>3</sub>  
 Operating Temperature: -55 to +150°C

\* Rating based on ≤100°C constant baseplate temperature

### RM0503ZZ-XXXXWN-90 Dimensions:



### RM0503ZZ-XXXXWN-90 Power Derating Curve



Dimensions in inches [mm]  
 Tolerance is ± 0.005 [0.127]  
 unless otherwise stated

### Ordering Information:

<b>RM</b>	<b>0503</b>	<b>ZZ</b>	<b>-</b>	<b>XXXX</b>	<b>W</b>	<b>N</b>	<b>-</b>	<b>90</b>	<b>UU</b>
Prefix for Single-Sided Resistor w/ Backplane				Value Code Examples 50R0 - 50Ω 1002 - 10KΩ 1000 - 100Ω 1003 - 100KΩ 1001 - 1KΩ 1004 - 1MΩ	Tolerance G - 2% J - 5%	<b>Normal Inspection</b> Contact factory for additional options		Substrate 90 - 0.010" Al <sub>2</sub> O <sub>3</sub>	Packaging Blank - Bulk WP - Waffle Pack TR - Tape & Reel
Size 0503									

### Terminal Metallization

AS -	Tin Lead over Platinum Palladium Gold
BA -	Palladium Silver
CB -	Tin Lead over Nickel over Silver
CT -	100% Matte Tin over Nickel over Silver
GA -	Gold

	RoHS	Magnetic	Solder	Epoxy	Wirebond
AS -	No	No	Yes	No	No
BA -	Yes	No	No	Yes	No
CB -	No	Yes	Yes	No	No
CT -	Yes	Yes	Yes	No	No
GA -	Yes	No	No	Yes	Yes

Barry Industries reserves the right to change part number and/or process without notification.

**RM0503ZZ-XXXXWN-90 Reliability Specifications:**

Parameter:	Test Condition:	Results:
Short Time Overload	Apply 1.1x Rated Power for 5 Seconds.	≤ 5.0% Resistance Shift
Rated Load Life	Apply 1/2 Power Under 40°C ±2°C 90 Minutes on/ 30 Minutes off. Repeat for 100 hours	≤ 5.0% Resistance Shift
Moisture Resistance	MIL-PRF-55342 para 4.8.9 95% RH, 25°C - 65°C	≤ 5.0% Resistance Shift
Resistance to Soldering Heat	MIL-STD-202 Method 210 and MIL-PRF-55342 Para 4.8.8.1	≤ 5.0% Resistance Shift
Resistance to Bonding Exposure	MIL-PRF-55342 Para 4.8.8.2	≤ 5.0% Resistance Shift
Solderability	MIL-PRF-55342 Para 4.8.12	>95% Covered
High Temperature Storage	125°C ±2°C for 500 Hours	1.) ≤ 5.0% Resistance Shift 2.) No Significant Abnormality (Visual)
Thermal Shock	-65 to +125 30 Minutes Dwell, 5 Cycles	1.) ≤ 5.0% Resistance Shift 2.) No Significant Abnormality (Visual)

Barry Industries reserves the right to change part number and/or process without notification.